

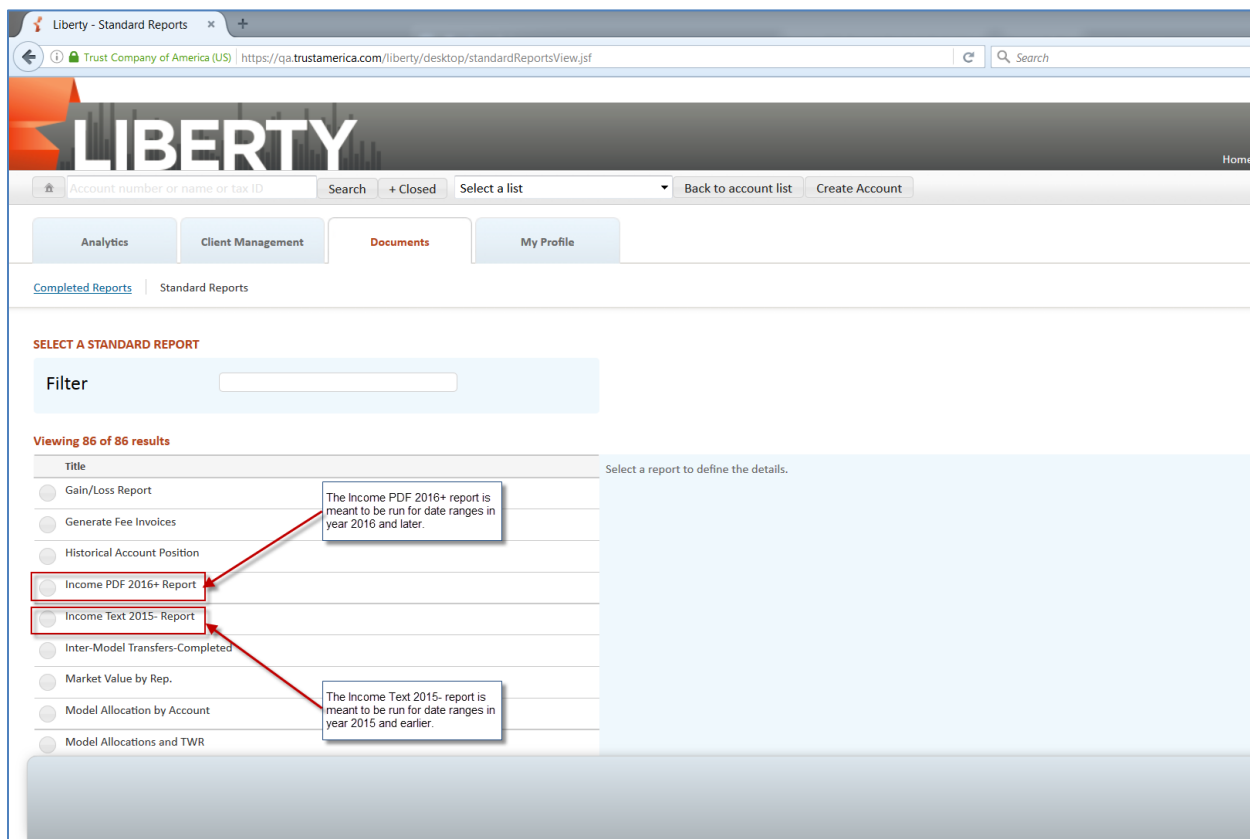
Income PDF 2016+ Report

The Income PDF 2016+ Report is an enhancement to the Income Text 2015- report in Liberty standard reports. Both the Income PDF 2016+ report and the Income Text 2015- report are available in the list of standard reports.

The original Income Text 2015- report provides income information from sources such as dividends, interest payments, and gains or losses from the sale of assets but this information is not always the same as the information that would be displayed on the final annual tax forms. This is because the method used to compile the various types of information is different than the method used to compile the data for the final annual tax forms. Additionally, this report is only available in text format. This report is still available as a standard report but should only be used for years prior to 2016.

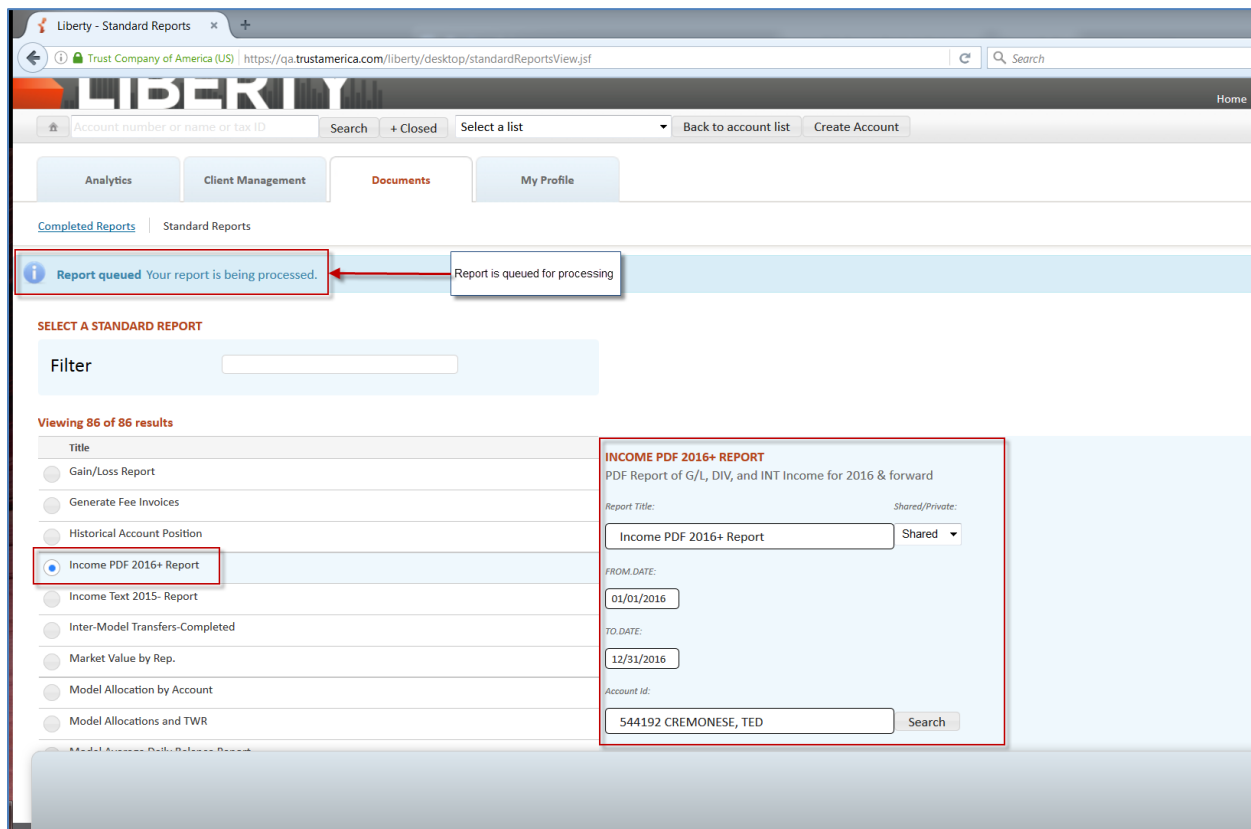
The Income PDF 2016+ report also contains gain/loss, dividend, and interest information but this information is compiled using the same method as the final annual tax forms. As indicated in the report name, this report is presented in PDF format.

The picture below show the two reports in the Investment Advisor's standard report list:



Income PDF 2016+ Report

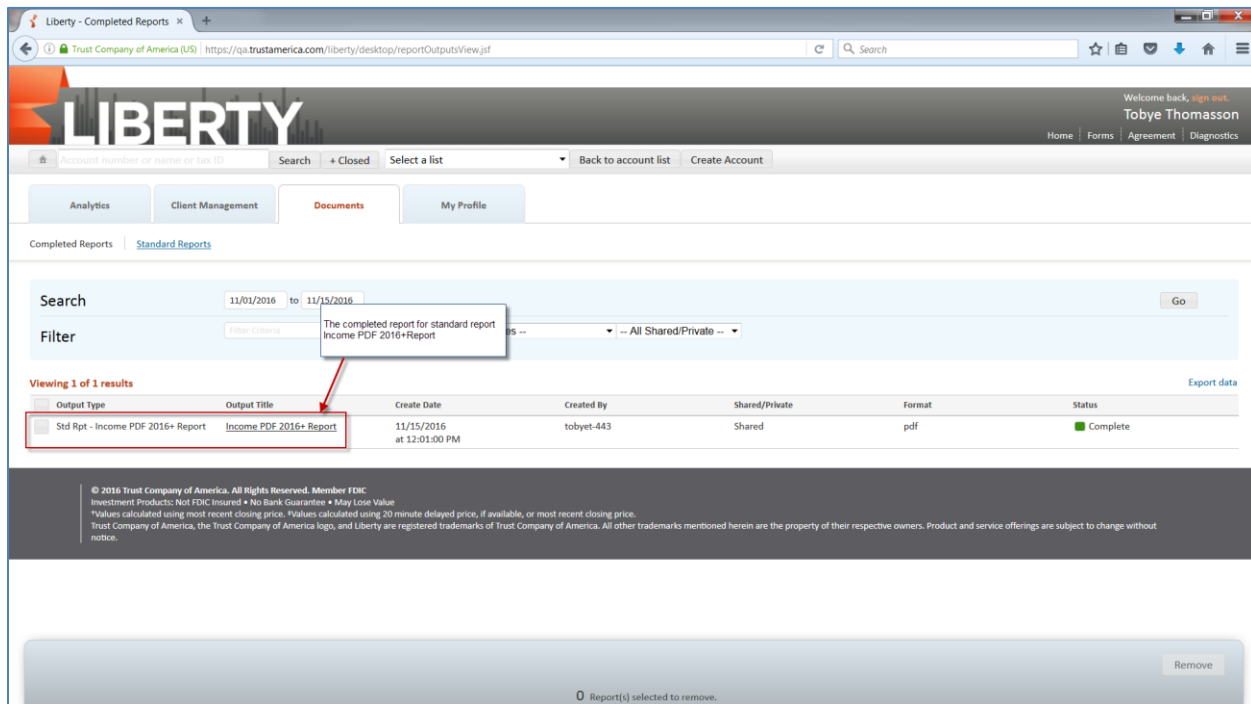
The screen for the Income PDF 2016+ report accepts a From Date, a To Date and a single account number (please see picture below). The From and To dates must be within the same calendar year.



View of Liberty Standard reports, showing the Income PDF 2016+ report in the list of standard report and the prompts for the report. This report has been submitted for processing.

Income PDF 2016+ Report

Once the report has been processed it will appear in the Completed Reports link on Liberty as shown below:



The screenshot shows the Liberty web application interface. At the top, there is a navigation bar with the Liberty logo and user information for Toby Thomasson. Below this, there are tabs for Analytics, Client Management, Documents, and My Profile. The main content area is titled 'Completed Reports' and includes a search and filter section. A table below shows a single result for the 'Income PDF 2016+ Report'.

Output Type	Output Title	Create Date	Created By	Shared/Private	Format	Status
Std Rpt - Income PDF 2016+ Report	Income PDF 2016+ Report	11/15/2016 at 12:01:00 PM	tobyet-443	Shared	pdf	Complete

© 2016 Trust Company of America. All Rights Reserved. Member FDIC
Investment Products: Not FDIC Insured • No Bank Guarantee • May Lose Value
*Values calculated using most recent closing price. **Values calculated using 20 minute delayed price, if available, or most recent closing price.
Trust Company of America, the Trust Company of America logo, and Liberty are registered trademarks of Trust Company of America. All other trademarks mentioned herein are the property of their respective owners. Product and service offerings are subject to change without notice.

Some sample pages of the Income PDF 2016+ report are shown on the following pages.

Income PDF 2016+ Report

Short-Term Gains and Losses on Covered Products									
Account: 544192 ***OK: FTD CHUMONESH 12821 Schwartz Road Grabill, IN 46741 Tax ID: ***-**-5468			<p>Note: This report does not contain final information for tax reporting. Final information will be provided in the Consolidated Tax Packet.</p> <p>Transactions from 01/01/2016 through 12/31/2016</p>						<p>Information Provided by: Trust Company of America 7103 S. Roovers Drive Centennial, CO 80112 Tax ID: 84-6179736 303-705-6400</p>
Description (Symbol) (CUSIP)	Date Sold or Disposed	Date of Acquisition	Shares Sold	Proceeds	Cost or Other Basis Covered Only	Wash Sale Loss Disallowed	Gain/Loss		
AB GLOBAL REAL ESTATE INVESTMENT FUND CLASS A (ARRA X) (01877G102)	04/14/2016	07/16/2015	194.7140	2,786.36	2,753.47		32.89		
Subtotal			194.7140	2,786.36	2,753.47		32.89		
AB HIGH INCOME FUND CLASS A (AGDA X) (01859M101)	01/14/2016	07/16/2015	2066.0380	16,280.38	18,082.66	14.18	-1,788.10		
	01/14/2016	07/24/2015	7942.1840	62,584.41	69,512.68		-6,928.27		
	01/14/2016	07/31/2015	11.7240	92.39	102.61		-10.22		
	01/14/2016	08/31/2015	47.7820	376.51	418.21		-41.70		
	01/14/2016	09/30/2015	53.5010	421.60	468.26		-46.66		
	01/14/2016	10/30/2015	52.3090	412.19	457.83		-45.64		
	01/14/2016	11/30/2015	50.3700	396.92	440.85		-43.93		
	01/14/2016	12/09/2015	109.5410	863.18	958.74		-95.56		
	01/14/2016	12/31/2015	60.6900	478.24	531.18		-52.94		
	07/14/2016	04/14/2016	3249.1540	27,910.23	26,842.38		1,067.85		
	07/14/2016	04/29/2016	8.0960	69.55	66.88		2.67		
	07/14/2016	05/31/2016	15.0120	128.95	124.02		4.93		
	07/14/2016	06/30/2016	16.5470	142.14	136.70		5.44		
Subtotal			13682.9480	110,156.69	118,143.00	14.18	-7,972.13		
AB HIGH INCOME MUNICIPAL FUND CLASS A (ABTH X) (018642751)	01/14/2016	07/16/2015	168.7350	1,925.27	1,876.01		49.26		
	04/14/2016	01/14/2016	2531.6820	29,291.56	28,716.06		575.50		
	10/13/2016	01/14/2016	741.1030	8,641.26	8,468.24		173.02		
Subtotal			3441.5200	39,858.09	39,060.31		797.78		
AB LARGE-CAP GROWTH FUND CLASS A (APGA X) (01877C101)	01/14/2016	07/16/2015	358.9280	12,749.13	14,667.97	1,918.84	0.00		
	04/14/2016	07/16/2015	103.9820	3,928.44	4,271.02		-342.58		
	07/14/2016	07/16/2015	793.1060	30,455.27	32,576.48		-2,121.21		
	07/14/2016	07/24/2015	4847.6650	186,150.33	199,115.74		-12,965.41		
	07/14/2016	12/16/2015	555.6800	21,338.12	22,824.32		-1,486.20		
Subtotal			6659.3610	254,621.29	273,455.53	1,918.84	-16,915.40		
AB MUNICIPAL INCOME NATIONAL FUND CLASS A (ALTH X) (018642108)	07/14/2016	04/14/2016	2558.4380	27,221.78	26,839.17		382.61		
	07/14/2016	04/29/2016	2.9140	31.01	30.57		0.44		

A sample page from an Income PDF 2016+ report – this page is from the Gain/Loss section of the report.

Income PDF 2016+ Report

Dividend Income						
Account: 544192 ***QA: TED CREMONESE 12821 Schwartz Road Crawfordsville, IN 46741 Tax ID: ****-5468		Note: This report does not contain final information for tax reporting. Final information will be provided in the Consolidated Tax Packet.				Information Provided by: Trust Company of America 7103 S. Revere Hwy Centennial, CO 80112 Tax ID: 84-6179736 303-705-6400
Transactions from 01/01/2016 through 12/31/2016						
Description (Symbol) (CUSIP)	Pay Date	Ordinary Dividends*	Qualified Dividends**	Capital Gain Distribution	Nondividend Distributions	Exempt Interest Dividends
AB GLOBAL REAL ESTATE INVESTMENT FUND CLASS A (AREA X) (01877G102)	03/16/2016	270.72	0.00	0.00	0.00	0.00
	06/15/2016	346.44	0.00	0.00	0.00	0.00
	09/14/2016	385.88	0.00	0.00	0.00	0.00
Subtotal		1,003.04	0.00	0.00	0.00	0.00
AB HIGH INCOME FUND CLASS A (AGDA X) (01859M101)	01/14/2016	258.92	0.00	0.00	0.00	0.00
	04/29/2016	67.76	0.00	0.00	0.00	0.00
	05/31/2016	125.05	0.00	0.00	0.00	0.00
	06/30/2016	139.16	0.00	0.00	0.00	0.00
	07/14/2016	63.14	0.00	0.00	0.00	0.00
Subtotal		654.03	0.00	0.00	0.00	0.00
AB HIGH INCOME MUNICIPAL FUND CLASS A (ARTH X) (018642751)	01/29/2016	0.00	0.00	0.00	0.00	180.15
	02/29/2016	0.00	0.00	0.00	0.00	287.67
	03/31/2016	0.00	0.00	0.00	0.00	310.92
	04/29/2016	0.00	0.00	0.00	0.00	259.28
	05/31/2016	0.00	0.00	0.00	0.00	241.64
	06/30/2016	0.00	0.00	0.00	0.00	216.57
	07/29/2016	0.00	0.00	0.00	0.00	230.68
	08/31/2016	0.00	0.00	0.00	0.00	240.33
	09/30/2016	0.00	0.00	0.00	0.00	254.22
Subtotal		0.00	0.00	0.00	0.00	2,221.46
AB MUNICIPAL INCOME NATIONAL FUND CLASS A (ALTH X) (018642108)	04/29/2016	30.57	0.00	0.00	0.00	0.00
	05/31/2016	67.26	0.00	0.00	0.00	0.00
	06/30/2016	65.58	0.00	0.00	0.00	0.00
	07/14/2016	30.29	0.00	0.00	0.00	0.00
Subtotal		193.70	0.00	0.00	0.00	0.00
ALTBERRIS FUTURES EVOLUTION STRATEGY FUND CLASS A (EVOA X) (66537Y629)	04/15/2016	20.45	0.00	0.00	0.00	0.00
	05/13/2016	21.39	0.00	0.00	0.00	0.00
	06/15/2016	22.89	0.00	0.00	0.00	0.00
	07/15/2016	69.04	0.00	0.00	0.00	0.00
	08/15/2016	18.20	0.00	0.00	0.00	0.00
	09/15/2016	37.15	0.00	0.00	0.00	0.00
Subtotal		189.12	0.00	0.00	0.00	0.00

*Includes ordinary dividends, qualified dividends, short term capital gains, and qualified short term capital gains.
**Includes qualified dividends and qualified short term capital gains.

A sample page from an Income PDF 2016+ report – this page is from the Dividend section of the report.

Income PDF 2016+ Report

Interest Income				
Account: 544192 ***QA: TED CREMONESE 12821 Schwartz Road Grabill, IN 46741 Tax ID: ***-**-5468	Note: This report does not contain final information for tax reporting. Final information will be provided in the Consolidated Tax Packet.			Information Provided by: Trust Company of America 7103 S. Savaere Pkwy Centennial, CO 80112 Tax ID: 84-6179736 303-705-6400
Transactions from 01/01/2016 through 12/31/2016				
Description (Symbol) (CUSIP)	Interest Income	Interest on U.S. Savings Bonds & Treas Obligations	Tax-Exempt Interest	Specified Private Activity Bond Interest
CASH	33.96	0.00	0.00	0.00
Grand Totals	33.96	0.00	0.00	0.00

A sample page from an Income PDF 2016+ report – this page is from the Interest section of the report.

Income PDF 2016+ Report

If a report for a date range prior to January 1, 2016, is desired the Income report must be used. Entering a date range prior to January 1, 2016, in the Income PDF 2016+ report will result in an error report being generated (sample error report shown below).

```

                                REPORT FAILURE

Dear Manager:

The report you requested for file '1124 from TCAdvisor' has failed.
Please evaluate the following report for obvious entry errors, such as
a date that is out of range, or an entry that does not correspond to
its prompt.

Thank You,
Trust Company of America

Server Jobs ID: 409816
Job Name: INCOME.PDF.REPORT.P
Submit Date: 10/26/16
Start Time: 06:19pm

Prompt                                You Entered                            Required Entry
-----                                -
FROM.DATE                             01012015                               Yes
TO.DATE                                12312015                               Yes
Account Id                             527422                                 Yes

```

Sample error report generated when using a date range prior to January 1, 2016.

The current versions of the Income PDF 2016+ report and the Income report can be run by all Investment Advisors. Representatives that have access to the list of standard reports can also run this report.