

November 16



Liberty Model Pending Events User Guide

Table of Contents

Introduction 3

Navigation 4

Current Balances View..... 5

 Current Balances Definitions..... 5

Pending Events 6

Pending Event Detail..... 7



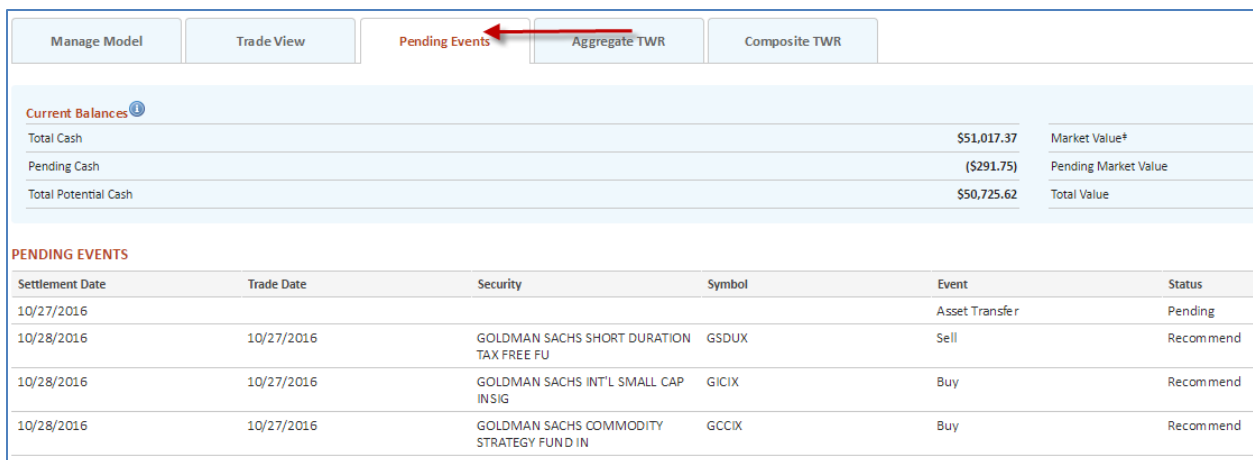
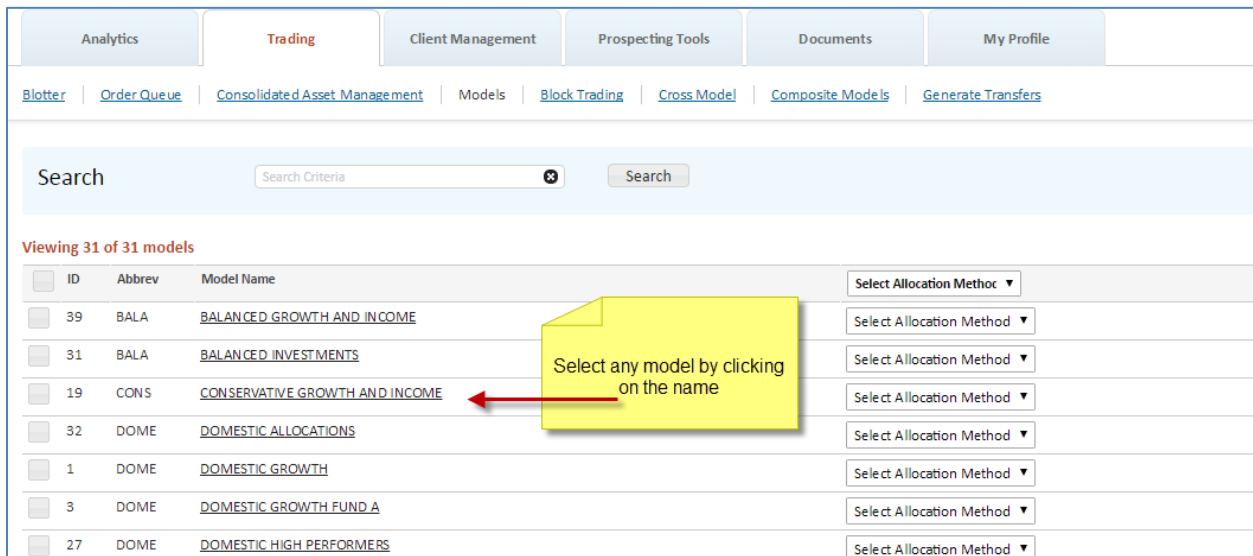
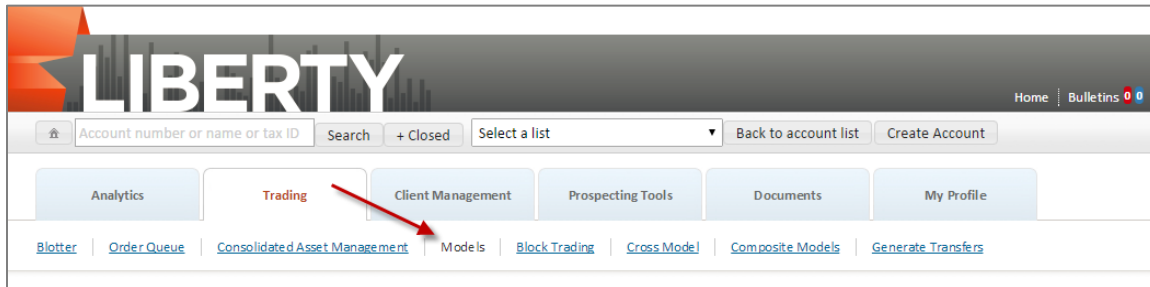
Introduction

Model Pending Events displays the details of trades that have not yet settled in a model. Account level activities are rolled up to the model level, allowing you to see all upcoming activity that will affect a model.

Navigation

Model Pending Events is accessed from a tab sub-navigation on the Model Details page:

Trading-->Models-->Select Model-->Model Pending Events



Current Balances View

The Current Balances section of Model Pending Events displays summary balance information, as well as balance information taking pending events into account.

Current Balances		Market Value*	
Total Cash	\$51,017.37	Market Value*	\$983,525.88
Pending Cash	(\$291.75)	Pending Market Value	\$0.00
Total Potential Cash	\$50,725.62	Total Value	\$1,034,543.25

Current Balances Definitions

Total Cash

Summary value containing the current cash in a model across ALL accounts

Pending Cash

Summary value for cash that is pending from sells and buys of ALL securities held in a model or other cash-related events.

Total Potential Cash

Summary value for a model including Current Cash and Pending Cash

Market Value

Value of ALL security holdings in a model EXCLUDING cash

Pending Market Value

Summary value of a security within a model taking into account all pending events

Total Value

Summary value for the model including Market Value and Pending Market Value

Pending Events

The Pending Events table lists all pending events for securities held in the selected model.

PENDING EVENTS									Export data
Settlement Date	Trade Date	Security	Symbol	Event	Status	Amount	Quantity	Cash Balance	
10/27/2016				Asset Transfer	Pending	(\$17,172.88)	0.0000	\$33,844.40	
10/28/2016	10/27/2016	GOLDMAN SACHS INT'L SMALL CAP INSG	GICIX	Buy	Recommend	(\$836.05)	77.5560	\$33,008.44	
10/28/2016	10/27/2016	GOLDMAN SACHS COMMODITY STRATEGY FUND IN	GCCIX	Buy	Recommend	(\$189.93)	15.1050	\$32,818.51	
10/28/2016	10/27/2016	GOLDMAN SACHS HIGH YIELD FLOTTING RATE F	GSFRX	Sell	Recommend	\$726.60	(74.6000)	\$33,565.11	
10/28/2016	10/27/2016	GOLDMAN SACHS LOCAL EMERGING MARKETS DEB	GIMDX	Sell	Recommend	\$872.45	(134.4270)	\$34,457.54	
10/28/2016	10/27/2016	GOLDMAN SACHS HIGH YIELD MUNICIPAL FUND	GHIIX	Sell	Recommend	\$1,061.50	(110.6880)	\$35,469.04	
10/28/2016	10/27/2016	GOLDMAN SACHS DYNAMIC MUNICIPAL INCOME F	GSMIX	Sell	Recommend	\$9,640.00	(908.5860)	\$45,139.04	
10/28/2016	10/27/2016	GOLDMAN SACHS EMERGING MARKETS DEBT FUND	GSDIX	Sell	Recommend	\$616.04	(47.2420)	\$45,755.08	
10/28/2016	10/27/2016	GOLDMAN SACHS INT'L REAL ESTATE SEC	GRIIX	Sell	Recommend	\$135.60	(22.7520)	\$45,890.68	
10/28/2016	10/27/2016	GOLDMAN SACHS U.S. TAX-MANAGED EQUITY FU	GCTIX	Sell	Recommend	\$1,541.56	(85.7850)	\$47,432.24	
10/28/2016	10/27/2016	GOLDMAN SACHS INT'L TAX-MANAGED EQU	GHTMX	Sell	Recommend	\$891.61	(102.6020)	\$48,323.85	
10/28/2016	10/27/2016	GOLDMAN SACHS REAL ESTATE SEC FUND INST	GREIX	Sell	Recommend	\$223.18	(11.0210)	\$48,547.05	
10/28/2016	10/27/2016	GOLDMAN SACHS EMERGING Mkts EQUITY FUND	GEMIX	Sell	Recommend	\$1,642.61	(93.7560)	\$50,189.64	
10/28/2016	10/27/2016	GOLDMAN SACHS SHORT DURATION TAX FREE FU	GSDUX	Sell	Recommend	\$535.98	(50.6900)	\$50,725.62	

The following information is displayed for each event:

- Settlement Date
- Trade Date
- Security
- Symbol
- Event
- Status
- Amount
- Quantity
- Cash Balance

Contents of the Pending Events table can be exported using standard Liberty export functionality.

Pending Event Detail

To view detail on a Pending Event, click on the Continue to Blotter button in the action bar:

PENDING EVENTS									Export data
Settlement Date	Trade Date	Security	Symbol	Event	Status	Amount	Quantity	Cash Balance	
10/27/2016				Asset Transfer	Pending	(\$17,172.88)	0.0000	\$33,844.40	
10/28/2016	10/27/2016	GOLDMAN SACHS INT'L SMALL CAP IN3G	GICIX	Buy	Recommend	(\$836.05)	77.5560	\$33,008.44	
10/28/2016	10/27/2016	GOLDMAN SACHS COMMODITY STRATEGY FUND IN	GCCIX	Buy	Recommend	(\$169.93)	15.1050	\$32,838.51	
10/28/2016	10/27/2016	GOLDMAN SACHS HIGH YIELD FLOTTING RATE F	GSFRX	Sell	Recommend	\$726.60	(74.6000)	\$33,565.11	
10/28/2016	10/27/2016	GOLDMAN SACHS LOCAL EMERGING MARKETS DEB	GIMDX	Sell	Recommend	\$872.43	(134.4270)	\$34,437.54	
10/28/2016	10/27/2016	GOLDMAN SACHS HIGH YIELD MUN/ICIPAL FUND	GHIYX	Sell	Recommend	\$1,061.50	(110.6880)	\$35,499.04	
10/28/2016	10/27/2016	GOLDMAN SACHS DYNAMIC MUN/ICIPAL INCOME F	GSMTX	Sell	Recommend	\$9,640.00	(608.5860)	\$45,139.04	
10/28/2016	10/27/2016	GOLDMAN SACHS EMERGING MARKETS DEBT FUND	GSDIX	Sell	Recommend	\$616.04	(47.2420)	\$45,755.08	
10/28/2016	10/27/2016	GOLDMAN SACHS INT'L REAL ESTATE SEC	GRIIX	Sell	Recommend	\$135.60	(22.7520)	\$45,890.68	
10/28/2016	10/27/2016	GOLDMAN SACHS U.S. TAX-MANAGED EQUITY FU	GCTIX	Sell	Recommend	\$1,541.56	(85.7850)	\$47,432.24	
10/28/2016	10/27/2016	GOLDMAN SACHS INT'L TAX-MANAGED EQU	GHTMX	Sell	Recommend	\$891.61	(102.6020)	\$48,323.85	
10/28/2016	10/27/2016	GOLDMAN SACHS REAL ESTATE SEC FUND INST	GREIX	Sell	Recommend	\$223.18	(11.0210)	\$48,547.03	
10/28/2016	10/27/2016	GOLDMAN SACHS EMERGING Mkts EQUITY FUND	GEMIX	Sell	Recommend	\$1,642.61	(93.7560)	\$50,189.64	
10/28/2016	10/27/2016	GOLDMAN SACHS SHORT DURATION TAX FREE FU	GSDUX	Sell	Recommend	\$335.98	(50.6900)	\$50,725.62	

[Continue to Blotter](#)

The Blotter view will present the Pending Events for the model, and allow you to view details for an individual event by clicking on the Trade Order number:

Viewing 13 of 13 Trades

All	Trade Order #	Trade Date	Created By	Model	Instruction	Symbol	# Accts	Cash	Shares	Special Instructions	Status	Create Date
	16358395	10/27/2016	Ihayden	31-BALA	Sell Shares	GSDUX	1	\$535.98	(50.6900)		Recommend	10/27/2016 at 09:28:00 AM
	16358394	10/27/2016	Ihayden	31-BALA	Sell Shares	GEMIX	1	\$1,642.61	(93.7560)		Recommend	10/27/2016 at 09:28:00 AM
	16358395	10/27/2016	Ihayden	31-BALA	Sell Shares	GREIX	1	\$223.18	(11.0210)		Recommend	10/27/2016 at 09:28:00 AM
	16358396	10/27/2016	Ihayden	31-BALA	Sell Shares	GHTMX	1	\$891.61	(102.6020)		Recommend	10/27/2016 at 09:28:00 AM
	16358397	10/27/2016	Ihayden	31-BALA	Sell Shares	GCTIX	1	\$1,541.56	(85.7850)		Recommend	10/27/2016 at 09:28:00 AM
	16358398	10/27/2016	Ihayden	31-BALA	Sell Shares	GRIIX	1	\$135.60	(22.7520)		Recommend	10/27/2016 at 09:28:00 AM
	16358399	10/27/2016	Ihayden	31-BALA	Sell Shares	GSDIX	1	\$616.04	(47.2420)		Recommend	10/27/2016 at 09:28:00 AM
	16358400	10/27/2016	Ihayden	31-BALA	Sell Shares	GSMTX	1	\$9,640.00	(608.5860)		Recommend	10/27/2016 at 09:28:00 AM
	16358401	10/27/2016	Ihayden	31-BALA	Sell Shares	GHIYX	1	\$1,061.50	(110.6880)		Recommend	10/27/2016 at 09:28:00 AM
	16358402	10/27/2016	Ihayden	31-BALA	Sell Shares	GIMDX	1	\$872.43	(134.4270)		Recommend	10/27/2016 at 09:28:00 AM
	16358403	10/27/2016	Ihayden	31-BALA	Sell Shares	GSFRX	1	\$726.60	(74.6000)		Recommend	10/27/2016 at 09:28:00 AM

Trade Order

SELL SHARES GSDUX

TRADE DETAILS
 ACCOUNTS
 TRADE HISTORY

Trade Order Number	16368393	Share Amount:	50.6600
Model	31-BALA-BALANCED INVESTMENTS	Trade Date:	10/27/2016
Shares	(50.6600)	Routing Method:	Standard
Cash	\$535.98		
Accounts In Trade	1		
Trade Date	10/27/2016		
Security	GSDUX		
Last Price	\$10.58		
Price Used*	\$10.58		

[more](#)

To return to the Pending Events tab for the selected model, click on Return to Models from the Blotter view.

Viewing 13 of 13 Trades Export data

All	Trade Order #	Trade Date	Created By	Model	Instruction	Symbol	# Accts	Cash	Shares	Special Instructions	Status	Create Date
<input type="checkbox"/>	16368383	10/27/2016	hayden	31-BALA	Sell Shares	GSDUX	1	\$535.98	(50.6600)		Recommend	10/27/2016 at 09:28:00 AM
<input type="checkbox"/>	16368384	10/27/2016	hayden	31-BALA	Sell Shares	GEMIX	1	\$1,642.61	(88.7560)		Recommend	10/27/2016 at 09:28:00 AM
<input type="checkbox"/>	16368385	10/27/2016	hayden	31-BALA	Sell Shares	GREIX	1	\$223.18	(11.0210)		Recommend	10/27/2016 at 09:28:00 AM
<input type="checkbox"/>	16368386	10/27/2016	hayden	31-BALA	Sell Shares	GHTMX	1	\$891.61	(102.6020)		Recommend	10/27/2016 at 09:28:00 AM
<input type="checkbox"/>	16368387	10/27/2016	hayden	31-BALA	Sell Shares	GCTIX	1	\$1,541.56	(88.7850)		Recommend	10/27/2016 at 09:28:00 AM
<input type="checkbox"/>	16368388	10/27/2016	hayden	31-BALA	Sell Shares	GRIX	1	\$135.60	(22.7520)		Recommend	10/27/2016 at 09:28:00 AM
<input type="checkbox"/>	16368389	10/27/2016	hayden	31-BALA	Sell Shares	GSDIX	1	\$616.04	(47.2420)		Recommend	10/27/2016 at 09:28:00 AM
<input type="checkbox"/>	16368400	10/27/2016	hayden	31-BALA	Sell Shares	GSMTX	1	\$9,640.00	(608.5860)		Recommend	10/27/2016 at 09:28:00 AM
<input type="checkbox"/>	16368401	10/27/2016	hayden	31-BALA	Sell Shares	GHYIX	1	\$1,061.50	(110.6880)		Recommend	10/27/2016 at 09:28:00 AM
<input type="checkbox"/>	16368402	10/27/2016	hayden	31-BALA	Sell Shares	GIMDX	1	\$872.43	(134.4270)		Recommend	10/27/2016 at 09:28:00 AM

0 Trades(s) selected to approve or kill (Buy 30.00, Sell 0.00, Exchange 0.00)